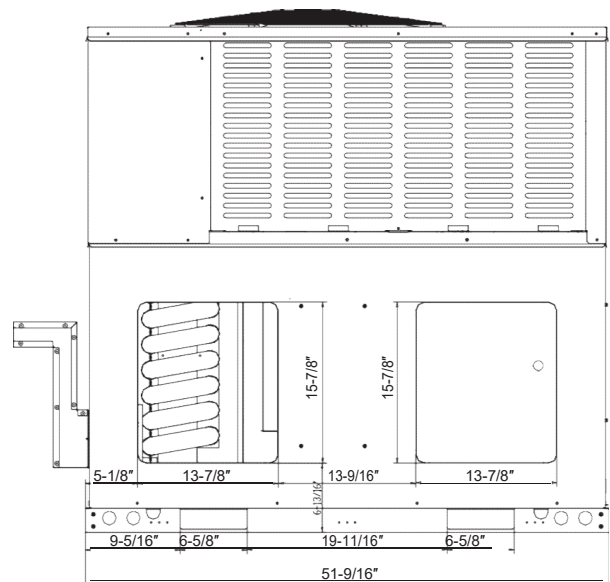
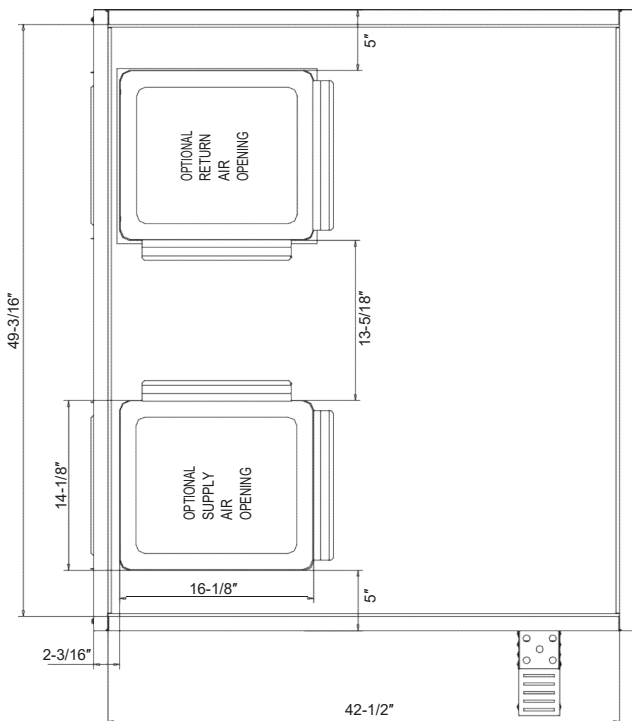
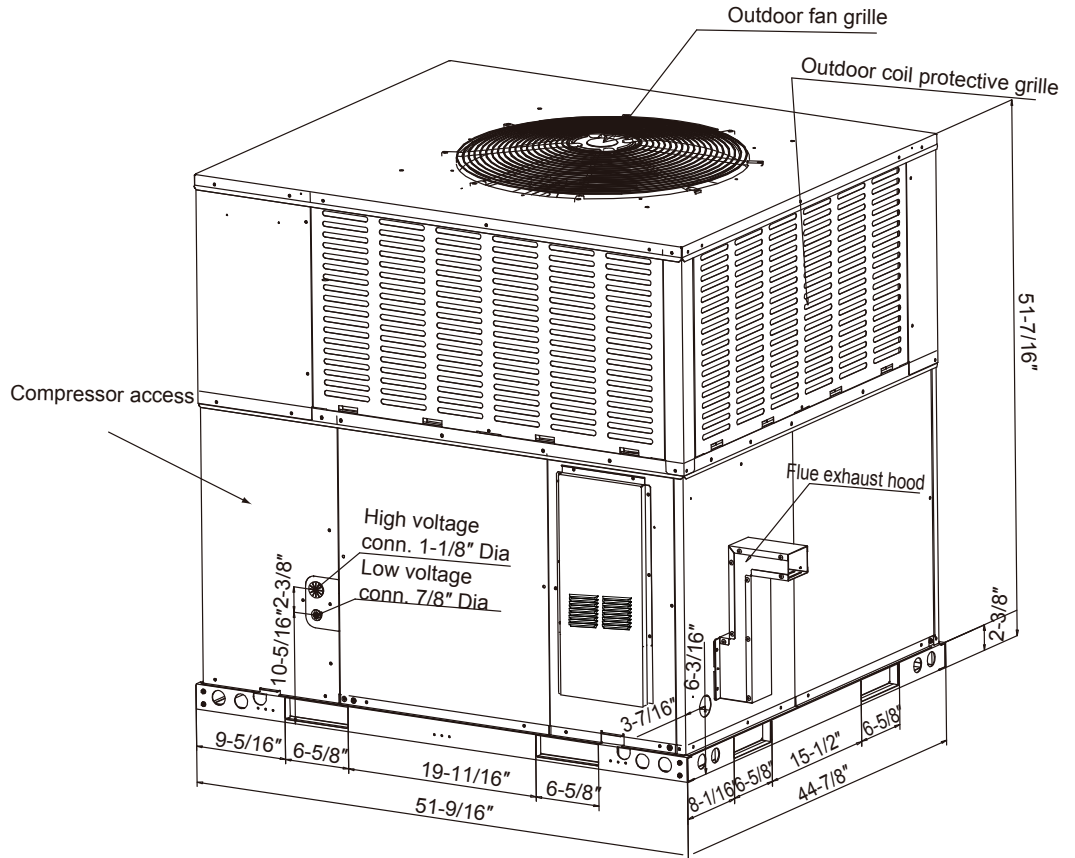


Submittal

RGP4890S1A - Gas Electric Packaged Unit



Dimensions Back and Bottom

PRODUCT SPECIFICATIONS:

MODEL	RGP4890S1A
POWER CONNS. - V/PH/HZ	208-230/1/60
RATED CURRENT	31
MAXIMUM OVER PROTECTOR	50
SOUND POWER LEVEL[dB(A)]	80
GAS HEATING PERFORMANCE	
HEATING INPUT (Btu)	90,000
HEATING OUTPUT (Btu)	72,000
TEMP. RISE RANGE (°F)	30 - 60
AFUE (%)	81
GAS CONNS. PIPE SIZE	1/2NPT
COMPRESSOR	SCROLL
NO. USED- NO. SPEEDS	1-1
VOLTS/PH/HZ	208-230/1/60
R.L. AMPS- L.R. AMPS	19 - 108
CONDENSER FAN	PSC
DIA. (IN.)	26
TYPE DRIVE- NO. SPEEDS	AC - 1
MOTOR HP	1/3
MOTOR SPEED R.P.M.	1050
VOLTS/PH/HZ	208-230/1/60
F.L. AMPS	1.9
CONDENSER COIL	Microchannel
ROWS- F.P.I.	1-21
FACE AREA (SQ. FT.)	10.1
TUBE SIZE (IN.)	20/32
EVAPORATOR FAN	ECM
DRIVE- NO. SPEEDS	DIRECT - 5
CFM VS. IN. WG.	See Fan Performance Table
MOTOR HP	3/4
MOTOR SPEED R.P.M.	1050
VOLTS/PH/HZ	208-230/1/60
F.L. AMPS	5.7
EVAPORATOR COIL	Aluminum tube&fin
ROWS- F.P.I.	2 - 17
FACE AREA (SQ. FT.)	6.17
TUBE SIZE (IN.)	9/32
REFRIGERANT CONTROL	ORIFICE
REFRIGERANT	
LBS. - R-410	4 LBS. - 8.3 OZ.
DIMENSIONS	W X H X D
CRATED (IN.)	51-9/16X51-7/16X44-13/16
WEIGHT	
SHIPPING (LBS.)	580
NET (LBS.)	536



Submittal

RGP4890S1A

FEATURES:

- Aluminized steel tubular heat exchanger
- Quiet multi-speed circulation blower
- Direct spark ignition
- Horizontal or down flow application
- Convenient access panels
- LP conversion kit provided
- AHRI Certified and ETL listed





Model Number	Motor Speed	External Static Pressure-Inches W.C.[kPa]											
			0[0]	0.1[.02]	0.20.1[.05]	0.30.1[.07]	0.40.1[.10]	0.50.1[.12]	0.60.1[.15]	0.70.1[.17]	0.80.1[.20]	0.90.1[.23]	1.00.1[.25]
48	Middle-1 (Tap2)	CFM	1251	/	/	/	/	/	/	/	/	/	/
		Current/A	1.67	/	/	/	/	/	/	/	/	/	/
		Power/W	192	/	/	/	/	/	/	/	/	/	/
	Middle-2 (Tap3)	CFM	1547	1473	1424	1374	1323	1267	1213	/	/	/	/
		Current/A	2.8	2.87	2.95	3.04	3.12	3.21	3.3	/	/	/	/
		Power/W	340	350	360	371	382	394	407	/	/	/	/
	Middle-3 (Tap4)	CFM	1789	1741	1695	1649	1605	1559	1510	1460	1409	1359	1313
		Current/A	4.11	4.19	4.28	4.36	4.45	4.54	4.64	4.74	4.83	4.92	5
		Power/W	517	528	540	551	564	576	589	603	615	627	639
	High (Tap5)	CFM	/	/	/	/	/	1755	1696	1630	1563	1490	1438
		Current/A	/	/	/	/	/	5.79	5.76	5.73	5.71	5.68	5.66
		Power/W	/	/	/	/	/	750	745	741	737	733	730